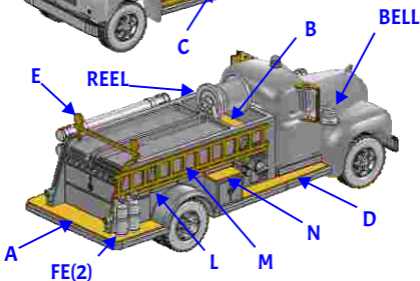
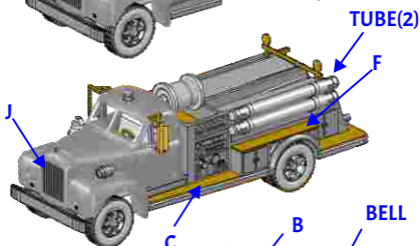
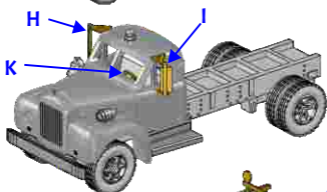
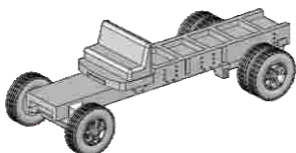
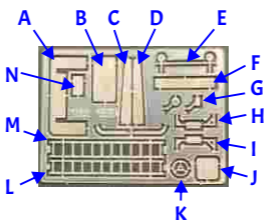


101, 133, 159 INSTRUCTIONS



Visit our painting and finishing tips on our website

DECALS:

WATERSLIDE DECALS ARE NOT PRE-CUT AND MUST BE CUT AS CLOSE TO THE EDGE OF THE GRAPHIC AS POSSIBLE. SOAK 30-45 SECONDS, FACE UP, FLOATING ON SURFACE OF ROOM TEMP. WATER.

WINDSHIELD:

A VACUUM FORMED PART IS INCLUDED TO CREATE A WINDSHIELD FOR THE TRUCK CAB. USING A SHARP HOBBY KNIFE, CUT AROUND THE EDGES OF THE WINDSHIELD. USE A CANOPY GLUE TO ATTACH TO THE OUTSIDE OF THE CAB LAST AFTER ASSEMBLY AND PAINTING IS COMPLETE.