

Z Scale 1:220
4035

"Fidelity of Scale"
It's Our Promise...

GRS Semaphore Signal



TO HELP ALIGN
MOTOR HEAD TO
TOP OF ROD,
SLIGHTLY DRILL
WITH #72,
.025" DRILL



BEND OVER
LADDER TOP
AS SHOWN

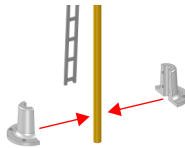
ASSEMBLE THE SIGNAL
AS SHOWN - SLIDE
PARTS DOWN .025" ROD,
HOLD IN PLACE AND
APPLY TINY DROP OF
SUPER GLUE.



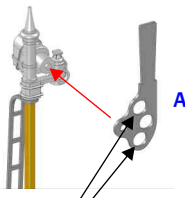
B

C

D



BASE ASSEMBLY

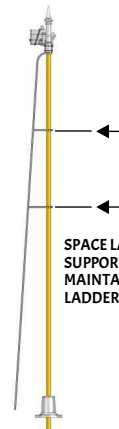


A

ADD COLOR TO THE ROUNDELS BY
USING KRISTAL KLEAR TO FILL THE
OPENINGS AND THEN PAINT WITH
A TRANSPARENT PAINT.

ALTERNATIVELY, COLORED RESIN
DYE CAN BE MIXED WITH THE
KRISTAL KLEAR BEFORE APPLYING
INTO THE ROUNDEL OPENINGS.

FOLLOW INSTRUCTIONS FOR
KRISTAL KLEAR



SPACE LADDER
SUPPORTS TO
MAINTAIN
LADDER ANGLE

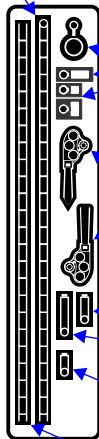
FULL SIZE FOR
Z SCALE

PARTS



.025"
PHOSPHOR
BRONZE
ROD

D



E LADDER
EXTENSION
FOR TALLER
SIGNALS

NUMBER
PLATES

A
YOUR
CHOICE

C

F LADDER
BRACKET
FOR TALLER
SIGNALS

B

VALLEJO TRANSPARENT
PAINT SAMPLE KIT:



SKU:0019