

N Scale 1:160

554

"Fidelity of Scale"

It's Our Promise...

GRS Semaphore Signal

ASSEMBLE THE SIGNAL AS SHOWN - SLIDE PARTS DOWN .032" TUBE, HOLD IN PLACE AND APPLY TINY DROP OF SUPER GLUE.



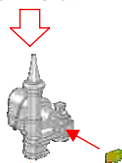
TO HELP ALIGN MOTOR HEAD TO TOP OF ROD, SLIGHTLY DRILL WITH .032" DRILL IF NEEDED



BEND OVER LADDER TOP AS SHOWN

OPTIONAL 402 WHITE LED (SOLD SEPARATELY) (INSTALL WITH CANOPY GLUE)

ROUTE WIRES DOWN THROUGH HOLE IN BASE OF LANTERN AND USE CANOPY GLUE TO HOLD LED IN PLACE



YOUR CHOICE OF 5 DIFFERENT SIGNAL BLADES



ADD COLOR TO THE ROUNDELS BY USING KRISTAL KLEAR TO FILL THE OPENINGS AND THEN PAINT WITH A TRANSPARENT PAINT.

ALTERNATIVELY, COLORED RESIN DYE CAN BE MIXED WITH THE KRISTAL KLEAR BEFORE APPLYING INTO THE ROUNDEL OPENINGS.

FOLLOW INSTRUCTIONS FOR KRISTAL KLEAR

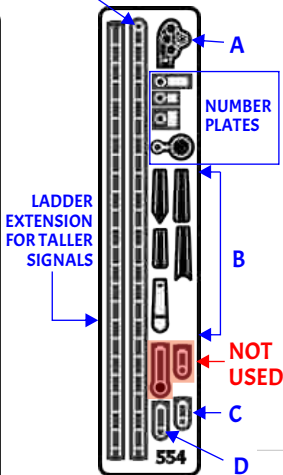
PARTS



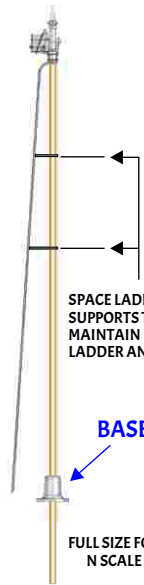
3D PRINTED PARTS



.032" BRASS TUBE



LADDER EXTENSION FOR TALLER SIGNALS



SPACE LADDER SUPPORTS TO MAINTAIN LADDER ANGLE

BASE

FULL SIZE FOR N SCALE

VALLEJO TRANSPARENT PAINT SAMPLE KIT: (SOLD SEPARATELY)



SKU:0019