

5012

STAINLESS STANCHIONS

BRASS WIRE

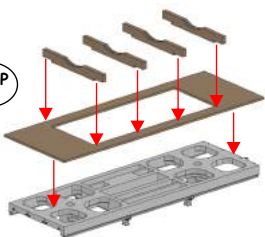
WOOD DECKING

PEWTER FRAME

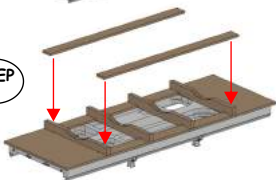
FLEXIBLE POLY LINE

RESIN TANK

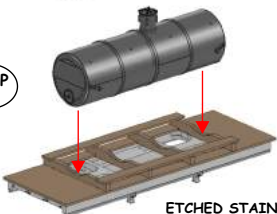
STEP 1



STEP 2

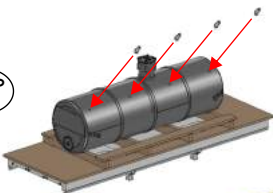


STEP 3

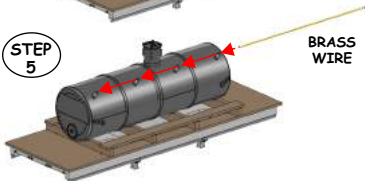


ETCHED STAINLESS STANCHIONS (OPTIONAL LENGTHS)

STEP 4



STEP 5



THE ELASTIC POLY LINE ADHERES WELL WITH CA TYPE SUPER GLUE. ATTACH ONE END OF THE LINE AND THEN STRETCH IT OVER THE TWO STANCHIONS AND TO THE OPPOSITE END. WHILE HOLDING IT IN POSITION, PLACE A TINY DROP OF CA GLUE AT EACH CONTACT POINT.

ELASTIC POLY LINE

STEP 6

