



Ice-cream chest freezer  
Special  
2016/2017

**LIEBHERR**

Quality, Design and Innovation


# The advantages at a glance



**Sturdy suspended baskets** provide a clear view of the goods presented.



The **aluminium inner liner** with rounded corners is easy to clean, rust-free, scratch-resistant, enables perfect hygiene and features good thermal conductivity.



The **hot-gas frame heater** prevents condensation on the glass lids, provides a clear view of the products inside the chest and supports optimum product presentation.

The **multi-part frame** features an attractive and contemporary design. The radiused corners provide stability and guarantee customer safety.



**High-performance insulation** ensures that temperatures remain even and reduces energy consumption.

The **sheet steel housing** is extremely robust and resistant to impact damage.

**RoHS and WEEE conformity** by using environmentally friendly materials combined with optimal recyclability.



**Sturdy swivel castors** enable easy repositioning of the chest freezer. They also facilitate easy cleaning of the floor space underneath the appliance.

The **optional energy-efficient LED interior light** creates a powerful visual impact by highlighting the products on display. A lid lock is optionally available.



The **toughened, single-pane safety glass** is shatter-proof and resilient. In addition, good product visibility is ensured. The lids can be removed for easy handling and cleaning.



The **sturdy lid** can be easily opened and closed – with a minimum of effort.



**Adjustable temperature range** between -10°C and -24°C to suit individual needs.

**Analogue temperature display** tells the user the actual internal temperature at the load line.

The **cooling condenser** is embedded in the foam insulation all the way round the outer skin, which reduces vibration and makes the appliance quiet in operation. Condensation is stopped from forming on the housing; the outer skin is easy to clean – for perfect hygiene.



The **coloured compressor compartment cover** is matched in shape and colour to the frame.

The **natural refrigerants R 290 and R 600a** are CFC free, environmentally friendly and, in conjunction with highly efficient compressors, very energy-efficient.

# Quality right down to the smallest detail

Liebherr chest freezers are specially designed to meet extreme requirements and withstand high stress in professional applications. Sturdy materials, high-quality refrigeration components and quality workmanship guarantee long life. High-impact product

presentation in the chest freezers is ensured by sturdy baskets and sliding glass lids which provide a clear view. In the wide range of sales chest freezers, you will find the right appliance with suitable features for every requirement.



#### Easy-glide glass lids.

The curved, sliding glass lid on GTI chest freezers is made of tempered safety glass. The plastic frame is heated by hot-gas so that the two lid sections run smoothly when opened and closed.



#### Insulated sliding lid.

The solid lids on the GTE ..00 models are extremely robust thanks to the composite aluminium and rigid PVC cover. The top is protected with a scratch-resistant aluminium worktop. A lid lock is available as an accessory.



#### Maximised total display area.

The slim yet highly durable plastic and aluminium frame provides the greatest possible surface area for displaying merchandise. This means that customers have the best possible view of the freezer's contents and product presentation is optimised.



#### Stable construction.

The multi-part plastic and aluminium frame with radiused corners ensures optimum stability.



#### High-impact product presentation.

GTE/GTI ice-cream chest freezers are fitted with a LED interior light that can be switched on separately. The glare-free light is horizontally integrated into the front of the inner liner. Sturdy baskets are available in different sizes for impulse and bulk ice-cream. They can be flexibly arranged to ensure optimum use of the interior. Practical partitions for this purpose are available as an accessory.



#### Easy-care aluminium inner liner.

The aluminium inner liner with rounded corners is easy to clean, rust-free and scratch-resistant. Thanks to the aluminium material, it possesses outstanding thermal conductivity.



#### Quieter thanks to outer skin condenser.

Thanks to the foamed in outer skin condenser, the ice-cream chest freezers are virtually maintenance-free – and the housing is easy to clean. In addition, condensation water does not form on the outside.



#### Sturdy swivel castors.

When freezers need to be repositioned regularly, robust swivel castors provide practical mobility. All GTE / GTI models are fitted with high-quality rubberised 50 mm swivel castors.



Impulse sales chest freezers	GTI 5853 <span>LED</span>	GTI 4953 <span>LED</span>	GTI 4153 <span>LED</span>	GTI 3353 <span>LED</span>	GTI 1753 <span>LED</span>
<b>Total gross / net capacity</b>	578 / 430 litre	495 / 367 litre	413 / 304 litre	330 / 241 litre	164 / 115 litre
<b>Exterior dimensions in mm (w/d/h)</b>	1675 / 661 / 913	1465 / 661 / 913	1255 / 661 / 913	1045 / 661 / 913	625 / 661 / 913
<b>Interior dimensions in mm (w/d/h)</b>	1550 / 535 / 560	1340 / 535 / 560	1130 / 535 / 560	920 / 535 / 560	500 / 535 / 560
<b>Total display area in m<sup>2</sup> (TDA)</b>	0.91	0.79	0.67	0.54	0.30
Energy consumption in 365 days <sup>1</sup>	1704 kWh	1373 kWh	822 kWh	708 kWh	602 kWh
Climate rating	4	4	4	4	4
Refrigerant	R 290	R 290	R 290	R 600a	R 600a
Sound power level	52 dB(A)	52 dB(A)	42 dB(A)	42 dB(A)	42 dB(A)
Connection rating	3.0 A	2.0 A	2.0 A	1.0 A	1.0 A
Frequency/voltage	50 Hz / 220 – 240V~	50 Hz / 220 – 240V~	50 Hz / 220 – 240V~	50 Hz / 220 – 240V~	50 Hz / 220 – 240V~
Cooling system	static	static	static	static	static
Defrost	manual	manual	manual	manual	manual
Temperature range	-10°C to -24°C	-10°C to -24°C	-10°C to -24°C	-10°C to -24°C	-10°C to -24°C
Door / lid material	sliding glass lid	sliding glass lid	sliding glass lid	sliding glass lid	sliding glass lid
External cabinet finish	steel / white	steel / white	steel / white	steel / white	steel / white
Internal liner material	aluminium	aluminium	aluminium	aluminium	aluminium
Frame colour	grey	grey	grey	grey	grey
Type of control	analogue controls	analogue controls	analogue controls	analogue controls	analogue controls
Temperature display	internal analogue	internal analogue	internal analogue	internal analogue	internal analogue
Interior light	LED	LED	LED	LED	LED
Number of baskets	7	6	5	4	2
Castors	swivel castors	swivel castors	swivel castors	swivel castors	swivel castors
Water drain	yes	yes	yes	yes	yes
<b>Also available without interior light as</b>	<b>GTI 5803</b>	<b>GTI 4903</b>	<b>GTI 4103</b>	<b>GTI 3303</b>	<b>GTI 1703</b>
<b>Accessories</b>					
Basket 250 mm	7113353	7113353	7113353	7113353	7113353
Basket 210 mm	7113351	7113351	7113351	7113351	7113351
Partition grid 250 mm	7113345	7113345	7113345	7113345	7113345
Partition grid 210 mm	7113343	7113343	7113343	7113343	7113343
Cylinder lock for glass sliding lid	7043359	7043359	7043359	7043359	7043359
Swivel castors with brake	7044750	7044750	7044750	7044750	7044750

<sup>1</sup> Measured with light switched off

**Ambient temperatures**

**Climate class 3:** +10°C to +25°C  
**Climate class 4:** +10°C to +30°C

**Climate class 5:** +10°C to +40°C  
**Climate class 7:** +10°C to +35°C



Sales chest freezers	GTE 5800	GTE 5852	LED	GTE 4900	GTE 4952	LED	GTE 4100	GTE 4152	LED
<b>Total gross / net capacity</b>	573/513 litre	585/463 litre		491/439 litre	501/396 litre		409/365 litre	417/328 litre	
<b>Exterior dimensions in mm (w/d/h)</b>	1675/661/913	1675/661/911		1465/661/916	1465/661/911		1255/661/916	1255/661/911	
<b>Interior dimensions in mm (w/d/h)</b>	1550/535/660	1550/535/600		1340/535/660	1340/535/600		1130/535/660	1130/535/600	
<b>Total display area in m<sup>2</sup> (TDA)</b>	0.91	0.91		0.79	0.79		0.67	0.67	
Energy consumption in 365 days <sup>1</sup>	931 kWh	1139 kWh		730 kWh	935 kWh		584 kWh	749 kWh	
Climate rating	4	4		4	4		4	4	
Refrigerant	R 290	R 290		R 290	R 290		R 290	R 290	
Sound power level	52 dB(A)	52 dB(A)		52 dB(A)	52 dB(A)		42 dB(A)	42 dB(A)	
Connection rating	3.0 A	3.0 A		2.0 A	2.0 A		2.0 A	2.0 A	
Frequency/voltage	50 Hz/220–240V~	50 Hz/220–240V~		50 Hz/220–240V~	50 Hz/220–240V~		50 Hz/220–240V~	50 Hz/220–240V~	
Cooling system	static	static		static	static		static	static	
Defrost	manual	manual		manual	manual		manual	manual	
Temperature range	-10°C to -24°C	-10°C to -24°C		-10°C to -24°C	-10°C to -24°C		-10°C to -24°C	-10°C to -24°C	
Door / lid material	aluminium-sliding lid	sliding glass lid		aluminium-sliding lid	sliding glass lid		aluminium-sliding lid	sliding glass lid	
External cabinet finish	steel / white	steel / white		steel / white	steel / white		steel / white	steel / white	
Internal liner material	aluminium	aluminium		aluminium	aluminium		aluminium	aluminium	
Frame colour	grey	grey		grey	grey		grey	grey	
Type of control	analogue controls	analogue controls		analogue controls	analogue controls		analogue controls	analogue controls	
Temperature display	internal analogue	internal analogue		internal analogue	internal analogue		internal analogue	internal analogue	
Interior light		LED			LED			LED	
Number of baskets	0	0		0	0		0	0	
Number of baskets, max.	7	7		6	6		5	5	
Castors	swivel castors	swivel castors		swivel castors	swivel castors		swivel castors	swivel castors	
Water drain	yes	yes		yes	yes		yes	yes	
<b>Also available without interior light as</b>		<b>GTE 5802</b>			<b>GTE 4902</b>			<b>GTE 4102</b>	
<b>Accessories</b>									
Wire basket for scoop-ice containers	7113395	7113395		7113395	7113395		7113395	7113395	
Basket 250 mm	7113399	7113399		7113399	7113399		7113399	7113399	
Basket 210 mm	7113397	7113397		7113397	7113397		7113397	7113397	
Partition grid 250 mm	7113349	7113349		7113349	7113349		7113349	7113349	
Partition grid 210 mm	7113347	7113347		7113347	7113347		7113347	7113347	
Cylinder lock for glass sliding lid		7043359			7043359			7043359	
Cylinder lock for foamed lid	7042835			7042835			7042835		
Swivel castors with brake	7044750	7044750		7044750	7044750		7044750	7044750	

<sup>1</sup> Measured with light switched off

**Ambient temperatures**

**Climate class 3:** +10°C to +25°C  
**Climate class 4:** +10°C to +30°C

**Climate class 5:** +10°C to +40°C  
**Climate class 7:** +10°C to +35°C



Sales chest freezers	GTE 3300	GTE 3352 <span style="background-color: #ADD8E6; padding: 2px;">LED</span>	GTE 1700	GTE 1752 <span style="background-color: #ADD8E6; padding: 2px;">LED</span>
<b>Total gross / net capacity</b>	326/291 litre	334/261 litre	162/142 litre	166/126 litre
<b>Exterior dimensions in mm (w/d/h)</b>	1045/661/916	1045/661/911	625/661/916	625/661/911
<b>Interior dimensions in mm (w/d/h)</b>	920/535/660	920/535/600	500/535/660	500/535/600
<b>Total display area in m<sup>2</sup> (TDA)</b>	0.54	0.54	0.30	0.30
Energy consumption in 365 days <sup>1</sup>	548 kWh	671 kWh	475 kWh	593 kWh
Climate rating	4	4	4	4
Refrigerant	R 600a	R 600a	R 600a	R 600a
Sound power level	42 dB(A)	42 dB(A)	42 dB(A)	42 dB(A)
Connection rating	1.0 A	1.0 A	1.0 A	1.0 A
Frequency/voltage	50 Hz/220–240V~	50 Hz/220–240V~	50 Hz/220–240V~	50 Hz/220–240V~
Cooling system	static	static	static	static
Defrost	manual	manual	manual	manual
Temperature range	-10°C to -24°C	-10°C to -24°C	-10°C to -24°C	-10°C to -24°C
Door / lid material	aluminium-sliding lid	sliding glass lid	aluminium-sliding lid	sliding glass lid
External cabinet finish	steel / white	steel / white	steel / white	steel / white
Internal liner material	aluminium	aluminium	aluminium	aluminium
Frame colour	grey	grey	grey	grey
Type of control	analogue controls	analogue controls	analogue controls	analogue controls
Temperature display	internal analogue	internal analogue	internal analogue	internal analogue
Interior light		LED		LED
Number of baskets	0	0	0	0
Number of baskets, max.	4	4	2	2
Castors	swivel castors	swivel castors	swivel castors	swivel castors
Water drain	yes	yes	yes	yes
<b>Also available without interior light as</b>		<b>GTE 3302</b>		<b>GTE 1702</b>
<b>Accessories</b>				
Wire basket for scoop-ice containers	7113395	7113395	7113395	7113395
Basket 250 mm	7113399	7113399	7113399	7113399
Basket 210 mm	7113397	7113397	7113397	7113397
Partition grid 250 mm	7113349	7113349	7113349	7113349
Partition grid 210 mm	7113347	7113347	7113347	7113347
Cylinder lock for glass sliding lid		7043359		7043359
Cylinder lock for foamed lid	7042835		7042835	
Swivel castors with brake	7044750	7044750	7044750	7044750

Wire basket for scoop-ice containers

The sturdy wire baskets for scoop-ice containers are specially configured for the GTE chest freezers. Containers can be optimally arranged in the wire baskets so that ice-cream is perfectly presented and conveniently set out for selling by the scoop. Suitable for all GTE models.



Basket

Products can be stored in a clearly sorted arrangement with the baskets. Suitable for all GTI and GTE models.



Partition grid

The partition grids for baskets support optimum product presentation and allow flexible organisation of the interior. Suitable for all GTI and GTE models.



Cylinder lock for glass sliding lid

A lid lock can be installed on all models to secure the contents of the chest freezers. Suitable for all GTI and GTE models.



Cylinder lock for foamed lid

A lid lock can be installed on all models to secure the contents of the chest freezers. Suitable for all GTE models.





Swivel castors with brake

If chest freezers require frequent repositioning, swivel castors provide a convenient solution. The premium-quality 50 mm rubberised swivel castors with integral brake allow the appliance to be securely fixed at the point of display and are available as accessories for all GTI and GTE models.



# Liebherr commercial appliances can be found at specialist retailers where providing first-class service and expert advice is their top priority.

You can find an overview of all Liebherr appliances in our main catalogues. Available in stores or on [home.liebherr.com](http://home.liebherr.com).



## Smart communication on all fronts



### Media App

Download all catalogues and videos to your tablet quickly and easily for instant offline access.



### WineGuide App

A brief overview of Bordeaux wines and their producers, plus storage information.



[apps.home.liebherr.com](http://apps.home.liebherr.com)

Find out which app is available for which operating system (Apple, Android etc.), and which device type.



The Liebherr-Hausgeräte YouTube channel provides interesting and helpful films showing you the functions of Liebherr refrigerators and freezers.



News, product launches and special promotions can be found on our Facebook page, the Liebherr blog, on Instagram and Pinterest.



[socialmedia.home.liebherr.com](http://socialmedia.home.liebherr.com)

Learn all about our current social media channels.



Subject to alterations. Printed in Germany by Typodruck GmbH & Co. KG. 7944527-00/2/09.2016